

Health




Vocabulary

The people below aren't feeling well.

Write a question and an answer for each person.










Illnesses

- ~~stiff neck~~
- cramps
- earache
- hiccups
- stomachache
- cold
- fever
- rash
- ~~laryngitis~~
- backache
- headache
- sore throat

#	Picture	Sentences
1		What's the matter with him? He <u>has a stiff neck.</u>
2		What's the matter with you? I <u>have laryngitis.</u>
3		 She _____



Vocabulary cont.

#	Picture	Sentences
4		<hr/> <hr/> He _____
5		<hr/> <hr/> I _____
6		<hr/> <hr/> He _____
7		<hr/> <hr/> He _____
8		<hr/> <hr/> He _____
9		<hr/> <hr/> I _____
10		<hr/> <hr/> She _____
11		<hr/> <hr/> She _____
12		<hr/> <hr/> I _____

Expressions

A. Questions

Listen and repeat these questions.

- How are you feeling?
- How are you doing today?
- You don't look so good. Are you sick?
- You look sick. Are you feeling okay?
- What's the matter? You don't look well.
- What's wrong? You look sick.

B. I Feel...

Listen and repeat these sentences.

- I feel sick.
- I'm not feeling good.
- I'm not feeling that great.
- I don't feel well.
- I'm a little under the weather today.
- I feel nauseous.

C. I Have...

Listen and repeat these sentences.

- | | |
|--------------------------|------------------------------------|
| • I have a cold. | • I have the flu. |
| • I have a runny nose. | • I have a really bad stomachache. |
| • I have a cough. | • I have a sore throat. |
| • I have a bad headache. | • My back is killing me. |

D. Practice

Practice asking and answering questions with a partner.

Ex. A: What's the matter? You don't look well.

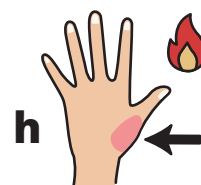

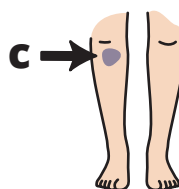
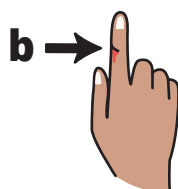
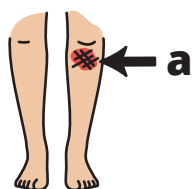
B: I have a bad headache.

Injuries

A. Matching

Match the injuries with the pictures below.
Then write the past tense of each verb.

Letter	#	Injury	Past Tense
	1	bruise	
	2	cut	
g	3	sprain	
	4	scrape	
	5	get a sunburn	
	6	burn	
	7	break	
	8	dislocate	

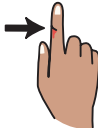





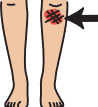
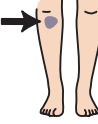


Injuries cont.

B. Writing Sentences

The people below were injured recently.

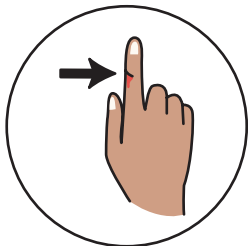
Write questions and answers using the vocabulary from Part A.

#	Picture	Sentences
1		<p><i>What happened to you?</i></p> <p>I <u>cut my finger.</u></p>
2		<p><i>What happened to him?</i></p> <p>He _____</p>
3		<p>_____</p> <p>I _____</p>
4		<p>_____</p> <p>He _____</p>
5		<p>_____</p> <p>She _____</p>
6		<p>_____</p> <p>I _____</p>
7		<p>_____</p> <p>She _____</p>
8		<p>_____</p> <p>He _____</p>

Questions & Answers

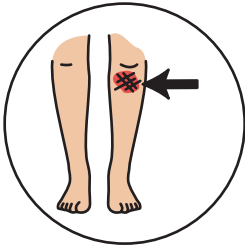

Read the questions and answers about injuries.

On the next two pages, practice asking and answering questions using complete sentences. Use the words in parentheses to help you.

#	Picture	Questions & Answers
1	 <p>Juan</p>	<p>What happened to Juan? (cut)</p> <p><u>He cut his finger.</u></p> <p>Where did it happen? (kitchen)</p> <p><u>It happened in the kitchen.</u></p> <p>Is he okay? (yes)</p> <p><u>Yes, he is.</u></p> <p>Did it hurt? (yes, very painful)</p> <p><u>Yes, it was very painful.</u></p>





Questions & Answers cont.

#	Picture	Questions & Answers
2	 <p>Anya</p>	<p>What happened to Anya? (scrape)</p> <p>_____</p> <p>Where did it happen? (street)</p> <p>_____</p> <p>Is she okay? (yes)</p> <p>_____</p> <p>Did it hurt? (yes, a little)</p> <p>_____</p>
3	 <p>Me</p>	<p>What happened to you? (break)</p> <p>_____</p> <p>Where did it happen? (mountain)</p> <p>_____</p> <p>Are you okay? (no)</p> <p>_____</p> <p>Did it hurt? (yes, a lot)</p> <p>_____</p>






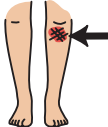
Questions & Answers cont.

#	Picture	Questions & Answers
4	 <p>Tomiko</p>	<p>_____</p> <p>She sprained her ankle.</p> <p>_____</p> <p>It happened at home. She fell down the stairs.</p> <p>_____</p> <p>Yes, she's okay, but now she can't walk.</p> <p>_____</p> <p>Yes, it did. It hurt a lot.</p>
5	 <p>Me</p>	<p>_____</p> <p>I dislocated my shoulder.</p> <p>_____</p> <p>It happened at the gym.</p> <p>_____</p> <p>Yes, I'm okay, but I have to wear a shoulder brace.</p> <p>_____</p> <p>Yes, it was very painful. It still hurts now.</p>

Pair Work (Student A)







A. Injuries

These people hurt themselves. Find out what happened to everyone.

Jon	Benji	Ricardo	Amir	Eric	Sophia	Mena	Lee
							

B. Illnesses

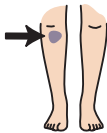


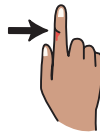
These people aren't feeling well. Find out what's wrong with everyone.

Elena	Takashi	Jacob	Scott	Alfonso	Liam
					
Tyrone	Zoe	Jordana	Anna	Rajesh	Jamal
					

Pair Work (Student B)







A. Injuries

These people hurt themselves. Find out what happened to everyone.

Jon	Benji	Ricardo	Amir	Eric	Sophia	Mena	Lee
							

B. Illnesses

These people aren't feeling well. Find out what's wrong with everyone.

Elena	Takashi	Jacob	Scott	Alfonso	Liam
					
Tyrone	Zoe	Jordana	Anna	Rajesh	Jamal
					

C. Writing

This image shows a blank sheet of white paper with horizontal ruling lines. The lines are evenly spaced and run across the width of the page. There are no margins, text, or other markings on the paper.

Class Survey

A. Your Illness or Injury

Choose **one** of the illnesses or injuries below.

Pretend this is your illness or injury. Fill in what is wrong with you.



I have _____.



I have _____.



I have _____.



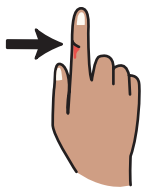
I have _____.



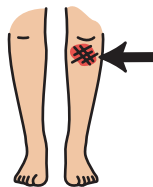
I have _____.



I have _____.



I _____.



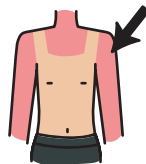
I _____.



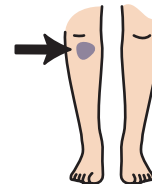
I _____.



I _____.



I _____.



I _____.

Class Survey cont.

B. Survey

Walk around the class and find out what's wrong with everyone.

If someone has an injury, find out how it happened.

Classmate	Illness or Injury	Injury Notes

Picture Dictionary

Describe each illness or injury. Add some more illnesses or injuries in the empty boxes.



1. *fever*



2.



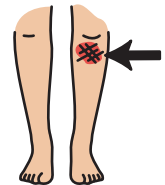
3.



4.



5. *sprain*



6.



7. *laryngitis*



8.



9.



Picture Dictionary cont.



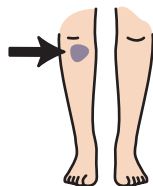
10.



11.



12.



13.



14.



15.



16.



17.



18.



Picture Dictionary cont.



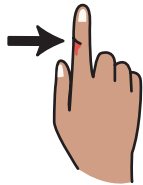
19.



20.



21.



22.



23.



24.



25.



26.



27.



Picture Dictionary cont.

Assessment

Student / Group: _____

Date	Level	Theme	Skills
		Health	<input type="checkbox"/> Speaking <input type="checkbox"/> Listening <input type="checkbox"/> Reading <input type="checkbox"/> Writing

Criteria	Achieved 	Achieved with Help 	Needs Improvement 
describes various illnesses in speaking and writing			
describes various injuries in speaking and writing			
uses the simple present correctly to describe illnesses			
uses the simple past correctly to describe injuries			
asks and answers questions about illnesses and injuries			

Notes




Self-Assessment

HEALTH

Add check marks (✓) to show what you've learned in this lesson.

Name: _____

Date: _____

Can I...	Yes (very well) 	Yes (with help) 	Not yet 
say and write many types of illnesses?			
say and write many types of injuries?			
use the simple present and simple past to describe illnesses and injuries?			
ask and answer questions about illnesses and injuries?			

My Notes

Answer Key

LESSON DESCRIPTION:

Students learn vocabulary associated with illnesses and injuries through individual, pair, and group activities. They also practice the past tense through various writing and speaking exercises.

LEVEL: Beg – Low Int

TIME: 2–3 hours

TAGS: illness, injury, injuries, health, sick, sickness, accidents, hurt, be, feel, have, simple present, simple past, picture dictionary, grammar, health vocabulary

Vocabulary

1. What's the matter with him? He has a stiff neck.
2. What's the matter with you? I have laryngitis.
3. What's the matter with her? She has a fever.
4. What's the matter with him? He has a backache.
5. What's the matter with you? I have a cold.
6. What's the matter with him? He has an earache.
7. What's the matter with him? He has a stomachache.
8. What's the matter with him? He has a sore throat.
9. What's the matter with you? I have a rash.
10. What's the matter with her? She has a headache.
11. What's the matter with her? She has cramps.
12. What's the matter with you? I have the hiccups.

Expressions

Play the recordings for Parts A, B, and C or have students repeat after you. Pair students up for Part D to practice talking about how they're feeling (real or imagined).

Injuries

A. MATCHING

Letter	#	Injury	Past Tense
c	1	bruise	bruised
b	2	cut	cut
g	3	sprain	sprained
a	4	scrape	scraped
f	5	get a sunburn	got a sunburn
h	6	burn	burned/burnt
d	7	break	broke
e	8	dislocate	dislocated

B. WRITING SENTENCES

1. What happened to you? I cut my finger.
2. What happened to him? He broke his leg.
3. What happened to you? I dislocated my shoulder.
4. What happened to him? He got a sunburn.
5. What happened to her? She sprained her ankle.
6. What happened to you? I burned/burnt my hand.
7. What happened to her? She scraped her knee.
8. What happened to him? He bruised his knee.

(continued on the next page...)

Answer Key cont.

Questions & Answers

2. She scraped her knee.
It happened on the street.
Yes, she is.
Yes, it hurt a little.
3. I broke my leg.
It happened on a mountain.
No, I'm not.
Yes, it hurt a lot.
4. What happened to Tomiko?
Where did it happen?
Is she okay?
Did it hurt?
5. What happened to you?
Where did it happen?
Are you okay?
Did it hurt?

Pair Work

A. INJURIES

Student A:

Benji bruised his knee.
Amir dislocated his shoulder.
Sophia sprained her ankle.
Lee cut his finger.

Student B:

Jon broke his leg.
Ricardo burned/burnt his hand.
Eric got a sunburn.
Mena scraped her knee.

B. ILLNESSES

Student A:

Takashi has a backache.
Scott has a sore throat.
Liam has the hiccups.
Tyrone has an earache.
Jordana has a fever.
Rajesh has a stiff neck.

Student B:

Elena has cramps.
Jacob has a rash.
Alfonso has a stomachache.
Zoe has a cold.
Anna has a headache.
Jamal has laryngitis.

C. WRITING

Answers will vary.

Class Survey

A. YOUR ILLNESS OR INJURY

Have students choose **one** illness or injury from the chart, or cut out the boxes and hand one out to each student. Have students fill in the missing information for that illness or injury.

B. SURVEY

Have students complete the survey by talking to their classmates. They should answer questions using the illness or injury they chose in Part A. Students can ask "What's the matter?" or "What's wrong?"

Picture Dictionary

Answers may vary. This vocabulary review and expansion task can be used in multiple ways: to elicit vocabulary before starting the lesson, to give faster students something to work on, for homework after the lesson, for review the next day, etc.

- | | |
|-----------------------------|---------------------------------|
| 1. fever | 15. broken leg |
| 2. chest pain | 16. cold / flu |
| 3. earache | 17. backache / back pain |
| 4. stiff neck / sore neck | 18. hiccups |
| 5. sprain / sprained ankle | 19. blister |
| 6. scrape / scraped knee | 20. cough |
| 7. laryngitis | 21. toothache |
| 8. burn / burned/burnt hand | 22. cut |
| 9. sore throat | 23. headache / migraine |
| 10. dislocated shoulder | 24. stomachache / upset stomach |
| 11. cramps | 25. rash |
| 12. diarrhea / constipation | 26. nausea / nauseous |
| 13. bruise / bruised knee | 27. sunburn |
| 14. runny nose | |

(continued on the next page...)

Answer Key cont.

Assessment Tools

You will find an assessment and self-assessment tool at the end of the lesson. You can assess your students as they work through the skill-using activities, or you can use the flashcards or one of the tasks to create your own summative assessment for this theme based on the criteria provided. Hand out the self-assessment tool at the end of the unit and have your students reflect on their own learning.

SPELLING NOTE:

This lesson shows the American spelling of the word *Practice*. Most other English-speaking countries spell it this way: *Practise* (when used as a verb; *Practice* when used as a noun). Make it a challenge for your students to find this word in the lesson and see if they know the alternate spelling.